

# ART FARM BIRCHS BAY



Visual Story

## Visiting the Art Farm Birchs Bay



When you arrive, you can park your car in here.



Welcome to the Art Fram Birchs Bay. Please enter through this gate.



You'll see a sign for our audio tour. If you'd like to learn more about the artworks, you can access this tour by scanning the QR code on this sign.



Continue along this bush track.



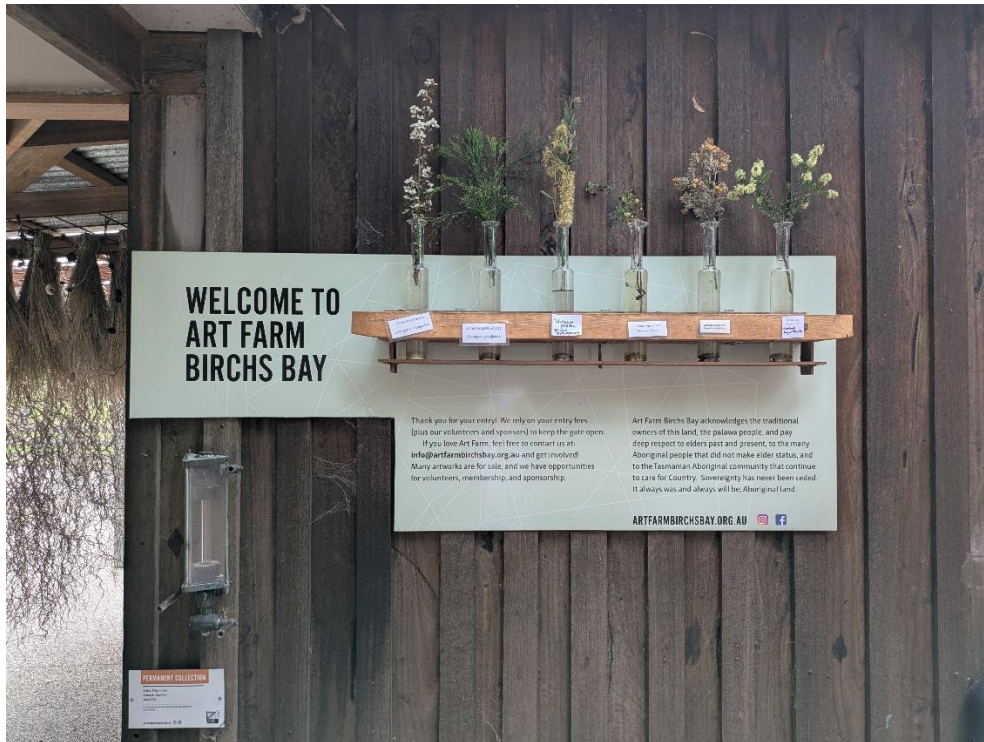
Here you'll find the place to pay your entry fee. The entry fee is \$5 per person, or \$10 per family. You can pay with cash or by tapping your card.



Come on in. There are lots of gates to keep out the wallabies.



You can explore our produce pantry and buy some nutritious fruit and vegetables, and delicious jams, sauces and drinks.



You can learn the names of some of the plants you'll see.



We suggest you return here after you've explored all the sculptures on the trail to vote in the People's Choice Award.



You'll find a toilet here. There is also a water bowl for dogs – dogs are welcome if they are kept on a lead.



Head through this gate to start the sculpture trail.




Look out for and follow the ceramic arrows on the ground.



Continue along this track through the paddock.

You can have a picnic here.



You'll come across many different sculptures. Some are always here. Others are here just for the annual sculpture prize.



Please note there are dams on the property. Please supervise children.





When you reach this section, be sure to turn left to continue on the trail.



Follow the arrows and continue left towards the large metal gate.



You can walk through, or around, this large sculptural gate.



Open this gate to continue on the trail.



Continue up the hill.





Please note there is another dam here.



You'll find some benches to rest on.



At this bench, you can continue on the trail (pictured below) or take a shortcut back along the dirt track if you need to return sooner.





There are some stone steps on the way back down the hill.



Keep following the arrows, and look out for sculptures.





Open this gate to continue the trail. At this point, you can see the vegetable patch near the start of the trail.






Continue along the trail.



You'll head back through our large kitchen garden.



This path will take you back to the start.



You can now vote for your favourite sculpture in the People's Choice Award. Here you can place a glass pebble in the bottle underneath your favourite sculpture to vote in our People's Choice Award.